

ARPEJOS

Um arpejo é a execução das notas de um acorde. Contudo, são tocadas sucessivamente, ou seja, uma de cada vez. Já um acorde tem suas notas tocadas simultaneamente, ou seja, todas de uma vez.

Existem vários tipos de arpejos: Maiores, Menores, Diminutos, com Salto de Cordas, baseados em Tétrades, etc. Mas iremos focar inicialmente em arpejos Maiores e Menores. Deixaremos os outros para uma outra oportunidade.


Normalmente no Rock/Metal, que é o foco deste 1º Guitar Web Camp Santo Angelo, é utilizada uma receita bem simples: Tônica, Terça e Quinta!

Eu escolhi a tonalidade de A para fazer os exemplos.

LEMBRE-SE DE FAZER TODOS OS EXERCÍCIOS COM METRÔNOMO!

MODELO 1

Arpejo A – Começando da 6ª corda




Arpejo Am – Começando da 6ª corda



MODELO 2

Arpejo A - Começando da 5ª corda

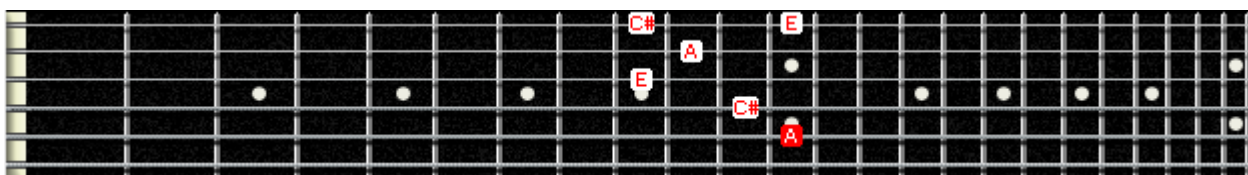


Arpejo Am - Começando da 5ª corda

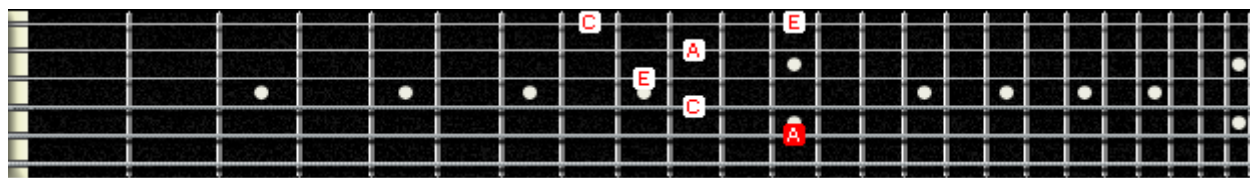


MODELO 3

Arpejo A – Começando da 5ª corda

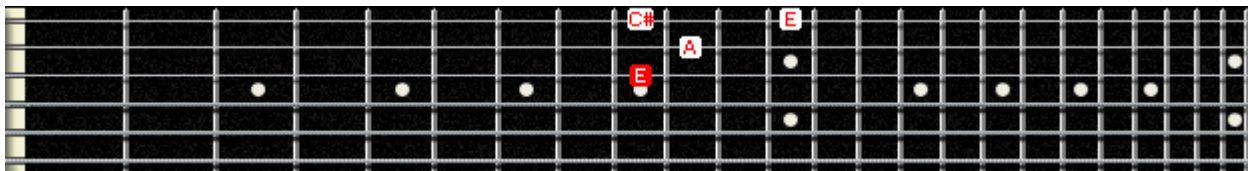


Arpejo Am – Começando da 5ª corda




MODELO 4

Arpejo A – Começando da 3ª corda




Arpejo Am – Começando da 3ª corda



ARPEJO COM DESLOCAMENTO HORIZONTAL

Os arpejos não são só deslocados verticalmente. Existem muitos arpejos com deslocamento horizontal. Note que este exemplo que o primeiro trecho do Modelo 1 e o segundo trecho do Modelo 4 (ou Modelo 3, a partir do C#).



Existem 2 formas de palhetar um arpejo, elas são Palhetada Alternada e Palhetada Sweep.

SWEEP

(em inglês significa varrer)

O Sweep serve simplesmente para diminuir a quantidade de movimento. Com isso conseguimos executar arpejos com uma maior velocidade.

Palhetada alternada:

Musical notation for an arpeggio in 12/4 time, starting with a red '1' above the first note. The notation consists of a treble clef staff and a guitar TAB staff. The treble staff shows a sequence of notes: G4, A4, B4, C5, B4, A4, G4, F4, E4, D4, C4. The TAB staff shows fret numbers: 0, 0, 0, 0, 0, 0, 0, 0, 0, 0, 0, 0. Below the TAB staff, the picking pattern is indicated by a sequence of 'V' (downpick) and 'v' (uppick) symbols: V v V v V v V v V v V v.

Palhetada Sweep:

Musical notation for an arpeggio in 12/4 time, starting with a red '1' above the first note. The notation consists of a treble clef staff and a guitar TAB staff. The treble staff shows a sequence of notes: G4, A4, B4, C5, B4, A4, G4, F4, E4, D4, C4. The TAB staff shows fret numbers: 0, 0, 0, 0, 0, 0, 0, 0, 0, 0, 0, 0. Below the TAB staff, the picking pattern is indicated by a 'V' symbol followed by a dashed line and another 'V' symbol: V-----V-----.

santo angelo

Exercício de palhetadas (Mão direita)

Descendo com as cordas abafadas. Primeiro cordas 6-5-4-3 depois 5- 4- 3- 2 e por ultimo as cordas 4-3-2-1.
Veja os exemplos:

6-5-4-3 - 3-4-5-6

1

8/4

TAB

0 0 0 0 0 0 0 0

┌-----┐ ┌-----┐

└-----┘ └-----┘

Detailed description: This block shows the first exercise. It consists of a musical staff in 8/4 time with a treble clef and a red '1' above the staff. The melody is a descending eighth-note scale: G4, F4, E4, D4, C4, B3, A3, G3. Below the staff is a guitar TAB with eight frets, all marked with '0'. A dashed line with a square head and a 'V' symbol indicates the downstroke pattern for the first four notes, and another dashed line with a 'V' symbol indicates the upstroke pattern for the last four notes.

5-4-3-2 - 2-3-4-5

1

8/4

TAB

0 0 0 0 0 0 0 0

┌-----┐ ┌-----┐

└-----┘ └-----┘

Detailed description: This block shows the second exercise. It consists of a musical staff in 8/4 time with a treble clef and a red '1' above the staff. The melody is a descending eighth-note scale: F4, E4, D4, C4, B3, A3, G3, F3. Below the staff is a guitar TAB with eight frets, all marked with '0'. A dashed line with a square head and a 'V' symbol indicates the downstroke pattern for the first four notes, and another dashed line with a 'V' symbol indicates the upstroke pattern for the last four notes.

4-3-2-1 - 1-2-3-4

1

8/4

TAB

0 0 0 0 0 0 0 0

┌-----┐ ┌-----┐

└-----┘ └-----┘

Detailed description: This block shows the third exercise. It consists of a musical staff in 8/4 time with a treble clef and a red '1' above the staff. The melody is a descending eighth-note scale: E4, D4, C4, B3, A3, G3, F3, E3. Below the staff is a guitar TAB with eight frets, all marked with '0'. A dashed line with a square head and a 'V' symbol indicates the downstroke pattern for the first four notes, and another dashed line with a 'V' symbol indicates the upstroke pattern for the last four notes.

santo angelo

O mais importante em um arpejo com sweep é soar limpo e definido. Para isso vamos usar um exemplo bem conhecido e que realmente ajuda bastante.

EXERCÍCIO VERTICAL

Exercício vertical 1-2-3-4 - 4-3-2-1

Cordas 6-5-4-3 - 3-4-5-6

Musical notation for exercise 1-2-3-4 - 4-3-2-1 on strings 6-5-4-3. The notation is in 8/4 time, starting with a red '1' above the first note. The melody consists of eighth notes: G2, F2, E2, D2, C2, B1, A1, G1. The guitar tablature below shows the string sequence: 6-5-4-3-2-3-4-5-6. A dashed line with a square and a 'V' indicates the sweep motion.

Exercício vertical 1-2-3-4 - 4-3-2-1

Cordas 5-4-3-2 - 2-3-4-5

Musical notation for exercise 1-2-3-4 - 4-3-2-1 on strings 5-4-3-2. The notation is in 8/4 time, starting with a red '1' above the first note. The melody consists of eighth notes: G2, F2, E2, D2, C2, B1, A1, G1. The guitar tablature below shows the string sequence: 5-4-3-2-3-4-5-6. A dashed line with a square and a 'V' indicates the sweep motion.

Exercício vertical 1-2-3-4 - 4-3-2-1

Cordas 4-3-2-1 - 1-2-3-4

Musical notation for exercise 1-2-3-4 - 4-3-2-1 on strings 4-3-2-1. The notation is in 8/4 time, starting with a red '1' above the first note. The melody consists of eighth notes: G2, F2, E2, D2, C2, B1, A1, G1. The guitar tablature below shows the string sequence: 4-3-2-1-2-3-4-5. A dashed line with a square and a 'V' indicates the sweep motion.

santo angelo

Eu costumo estudar o exercício vertical movimentando a mão esquerda de forma horizontal. Seguindo o exemplo a seguir, use as cordas 6543 depois repita o mesmo exercício, mas usando as cordas 5432 e depois 4321.

The image displays a guitar exercise in 8/4 time, consisting of two systems of musical notation. Each system includes a standard staff with a treble clef and a guitar tablature staff below it. The first system is divided into two measures. The first measure is marked with a red '1' and contains a sequence of notes: G2, A2, B2, C3, D3, E3, F#3, G3, A3, B3, C4, D4, E4, F#4, G4, A4, B4, C5. The second measure is marked with a red '2' and contains: D4, E4, F#4, G4, A4, B4, C5, B4, A4, G4, F#4, E4, D4, C4, B3, A3, G3, F#3, E3, D3, C3, B2, A2, G2. The tablature for the first measure shows fingerings 1-2-3-4-1-2-3-4 and a bar line. The second measure shows fingerings 2-3-4-5-2-3-4-5 and a bar line. Vertical dashed lines with 'V' indicate the start of each measure. The second system is divided into three measures. The first measure is marked with a red '3' and contains: G3, A3, B3, C4, D4, E4, F#4, G4, A4, B4, C5, B4, A4, G4, F#4, E4, D4, C4, B3, A3, G3, F#3, E3, D3, C3, B2, A2, G2. The second measure is marked with a red '4' and contains: G2, A2, B2, C3, D3, E3, F#3, G3, A3, B3, C4, D4, E4, F#4, G4, A4, B4, C5, B4, A4, G4, F#4, E4, D4, C4, B3, A3, G3, F#3, E3, D3, C3, B2, A2, G2. The third measure is marked with a red '5' and contains: G2, A2, B2, C3, D3, E3, F#3, G3, A3, B3, C4, D4, E4, F#4, G4, A4, B4, C5, B4, A4, G4, F#4, E4, D4, C4, B3, A3, G3, F#3, E3, D3, C3, B2, A2, G2. The tablature for the first measure shows fingerings 3-4-5-6-3-4-5-6. The second measure shows fingerings 4-5-6-7-4-5-6-7. The third measure shows fingerings 5-6-7-8-5-6-7-8. Vertical dashed lines with 'V' indicate the start of each measure.

Já treinou o suficiente? Então refaça os arpejos maiores e menores dos modelos 1, 2, 3 e 4 no início da apostila.

Agora vamos ver um bom exemplo de uma série de arpejos na música THE GREAT CHASE, que está no meu álbum "INSIDE MY HEAD".

Enquanto a base passeia sobre C, Dm, G, Am, Bm, G, Em, Dm, C, F arpejamos F, G, C, D, E, C, A, G, e finalizamos com uma pequena frase. Nessa série de arpejos uso só o modelo 4 dos exercícios anteriores. Vejam o exemplo.

OBS.: Comece executando os arpejos em 100BPM para se acostumar com os desenhos. Após isso comece a aumentar gradativamente até o velocidade original.

THE GREAT CHASE

ÁLBUM: INSIDE MY HEAD

NENEL LUCENA

Moderate ♩ = 150

TRECHO DE ARPEJOS

The first system of musical notation consists of a treble clef staff in 4/4 time, starting with a first-measure repeat sign. The melody is written in a single line. Below the staff is a guitar tablature with two lines labeled 'T' (top) and 'B' (bottom). The tablature contains the following fret numbers: 5-6-5-8-10-7-8-7, 12-13-12-15-17-14-15-14, and 16-17-16-19-15-12-13-12.

The second system of musical notation continues the melody from the first system. It starts with a fourth-measure repeat sign. The melody is written in a single line. Below the staff is a guitar tablature with two lines labeled 'T' (top) and 'B' (bottom). The tablature contains the following fret numbers: 9-10-9-12-10-7-8-7, 5-8-10.

Vamos ver um outro exemplo de uma série de arpejos na música JUSTICE, que também está no meu álbum "INSIDE MY HEAD".

Enquanto a base é sustentada com Em, o arpejo caminha sobre Em, C e D. Nessa série de arpejo vocês verão que uso os modelos 2 e 4 dos exercícios anteriores. Vejam o exemplo.

OBS.: Comece executando os arpejos em 100BPM para se acostumar com os desenhos. Após isso comece a aumentar gradativamente até o velocidade original.

JUSTICE

ÁLBUM: INSIDE MY HEAD

NENEL LUCENA

Moderate ♩ = 150

TRECHO DE ARPEJOS

1

8
4

T
A
B

2

4

QUE DEUS TE ABENÇOE E BONS ESTUDOS!